

AJ2 Series

Clamp Cylinder / Bore Size : Ø50, Ø63

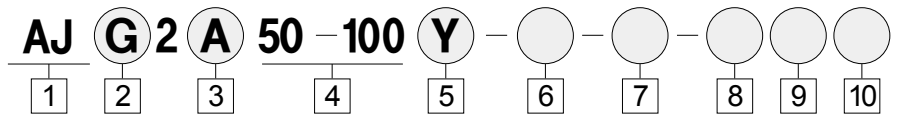
Actuator
Cylinder

TCK2 Series



- Easy maintenance through the back side piping
- Boost up piping efficiency

How to Order



1 AJ2 Clamp Cylinder

2 Magnet

Blank : None
G : Built-in magnet
(magnetic field resistant)

3 Clevis Width

A : 16,5mm
B : 19,5mm

4 Bore Size(Ø) - Stroke(mm)

Ø50 : 50, 75, 100, 125, 150
Ø63 : 50, 75, 100, 125, 150
※ Intermediate strokes are available.



5 End Bracket

Blank : none
Y : double clevis knuckle joint

6 Suffix Symbols

A : limit switch band type
B : limit switch mounting base
D : dog fitting
N : Nonidentical rod ends
(※ Please contact us for this option)
19 : Foot

7 Piping

Blank : the rear of the head cover 
L : the left of the rod cover 

8 Auto Switch

Blank : No auto switch
A54K : D-A54L (AC100, DC24V)
W2P : 5m magnetic field resistant switch
(DC24V exclusive)
WB1 : Band type

9 Number of Auto Switch

Blank : 2 pcs
S : 1 pc
3 : 3 pcs
N : n pcs

10 Lead Wire

L : 3m
Z : 5m

Specifications

Clevis Width	16,5mm	AJ2A Series
	19,5mm	AJ2B Series
Fluid	Air	
Proof Pressure	1,5MPa(15kgf/cm ²)	
Max. Operating Pressure	1,0MPa(9,9kgf/cm ²)	
Min. Operating Pressure	0,05MPa(0,5kgf/cm ²)	
Ambient & Fluid Temp.	5°C ~ 60°C	
Piston Speed	50 ~ 500mm/s	
Cushion	Both ends	
Lubrication	None-lube	
Thread Tolerance	0/1.KS 2Class	
Stroke Length Tolerance	0,1	
Speed Controller	Built-in	
Mounting Type	Double clevis (Basic type)	

Note1) Clevis pin, cotter pins are equipped by default
Note2) Optional fittings are identical to AJ2 Series